

RAMMOHAN COLLEGE

Teacher's Feedback

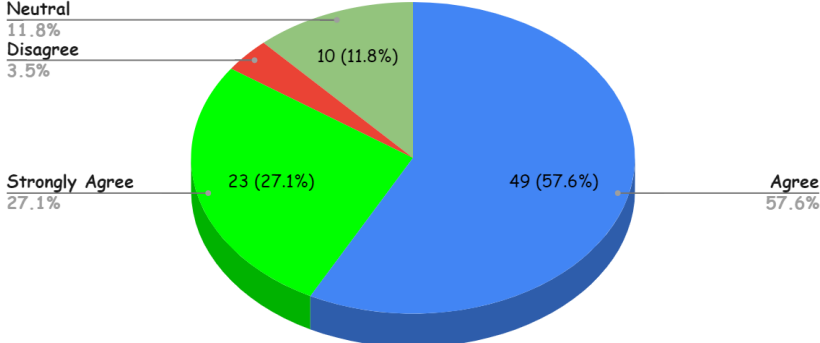
Session: 2022-23

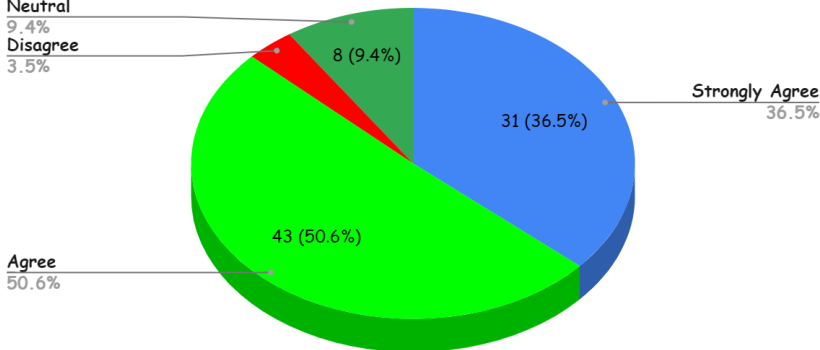
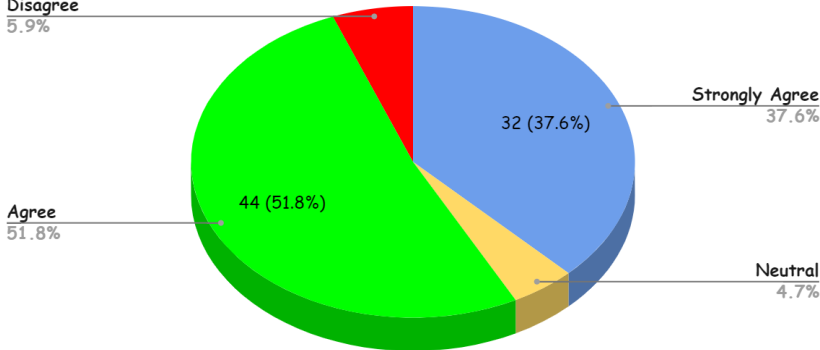
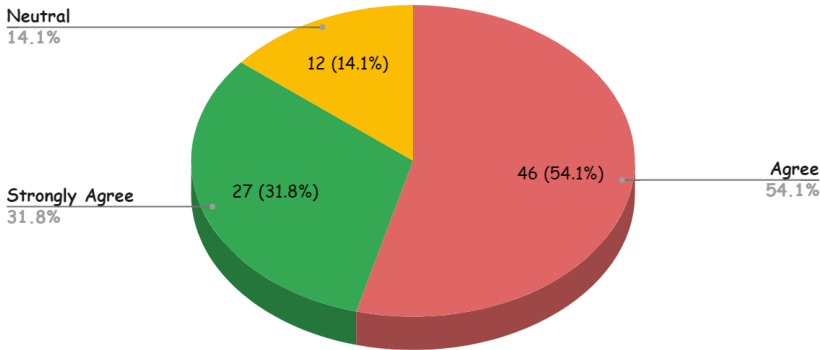
Report of Analysis of Teacher's Feedback on Curriculum Design and Review

Question Wise Score (Strongly Agree-5, Agree-4, Neutral-3, Disagree-2, Strongly Disagree-1)

Sl No.	Question	Score
1.	The syllabus is contemporary and need-based.	4.08
2.	The aims and objectives of the syllabus are clear to the teachers and students.	4.20
3.	There is ample scope to adopt participative teaching-learning methods such as seminars/ presentations / group discussions/ projects etc.	4.21
4.	The curriculum is effective in widening the knowledge and perspective of the subject.	4.18
5.	Adequate textbooks, references books, e-learning and other academic information prescribed in the syllabus is available.	3.94
6.	The syllabus can be completed within the stipulated time.	3.74
7.	The syllabus is effective in terms of its ability to potentially create job opportunities.	3.82
8.	The syllabus is effective in creating depth of knowledge, awareness and enhanced creativity among the students.	4.16
9.	The syllabus appropriately upgrades a 12 standard pass student to the entry gate of master degree.	4.07
10.	The syllabus appropriately incorporates experiential learning (i.e., experimental /practical/Field visit/Project etc.).	4.12
OVERALL AVERAGE SCORE		4.10

Question Wise Feedback Statistics Graphs

Sl No.	Question	Statistics Graphs															
1.	The syllabus is contemporary and need-based.	<p style="text-align: center;">Question No. 1</p>  <table border="1" style="margin-left: auto; margin-right: auto;"> <caption>Feedback Statistics for Question No. 1</caption> <thead> <tr> <th>Response</th> <th>Count</th> <th>Percentage</th> </tr> </thead> <tbody> <tr> <td>Agree</td> <td>49</td> <td>57.6%</td> </tr> <tr> <td>Strongly Agree</td> <td>23</td> <td>27.1%</td> </tr> <tr> <td>Neutral</td> <td>10</td> <td>11.8%</td> </tr> <tr> <td>Disagree</td> <td>3</td> <td>3.5%</td> </tr> </tbody> </table>	Response	Count	Percentage	Agree	49	57.6%	Strongly Agree	23	27.1%	Neutral	10	11.8%	Disagree	3	3.5%
Response	Count	Percentage															
Agree	49	57.6%															
Strongly Agree	23	27.1%															
Neutral	10	11.8%															
Disagree	3	3.5%															

<p>2.</p>	<p>The aims and objectives of the syllabus are clear to the teachers and students.</p>	<p style="text-align: center;">Question No. 2</p>  <table border="1" data-bbox="727 304 1542 651"> <thead> <tr> <th>Response</th> <th>Count</th> <th>Percentage</th> </tr> </thead> <tbody> <tr> <td>Agree</td> <td>43</td> <td>50.6%</td> </tr> <tr> <td>Strongly Agree</td> <td>31</td> <td>36.5%</td> </tr> <tr> <td>Neutral</td> <td>8</td> <td>9.4%</td> </tr> <tr> <td>Disagree</td> <td>3</td> <td>3.5%</td> </tr> </tbody> </table>	Response	Count	Percentage	Agree	43	50.6%	Strongly Agree	31	36.5%	Neutral	8	9.4%	Disagree	3	3.5%
Response	Count	Percentage															
Agree	43	50.6%															
Strongly Agree	31	36.5%															
Neutral	8	9.4%															
Disagree	3	3.5%															
<p>3.</p>	<p>There is ample scope to adopt participative teaching-learning methods such as seminars/ presentations / group discussions/ projects etc.</p>	<p style="text-align: center;">Question No. 3</p>  <table border="1" data-bbox="727 850 1542 1197"> <thead> <tr> <th>Response</th> <th>Count</th> <th>Percentage</th> </tr> </thead> <tbody> <tr> <td>Agree</td> <td>44</td> <td>51.8%</td> </tr> <tr> <td>Strongly Agree</td> <td>32</td> <td>37.6%</td> </tr> <tr> <td>Disagree</td> <td>4</td> <td>5.9%</td> </tr> <tr> <td>Neutral</td> <td>2</td> <td>4.7%</td> </tr> </tbody> </table>	Response	Count	Percentage	Agree	44	51.8%	Strongly Agree	32	37.6%	Disagree	4	5.9%	Neutral	2	4.7%
Response	Count	Percentage															
Agree	44	51.8%															
Strongly Agree	32	37.6%															
Disagree	4	5.9%															
Neutral	2	4.7%															
<p>4.</p>	<p>The curriculum is effective in widening the knowledge and perspective of the subject.</p>	<p style="text-align: center;">Question No. 4</p>  <table border="1" data-bbox="727 1396 1542 1743"> <thead> <tr> <th>Response</th> <th>Count</th> <th>Percentage</th> </tr> </thead> <tbody> <tr> <td>Agree</td> <td>46</td> <td>54.1%</td> </tr> <tr> <td>Strongly Agree</td> <td>27</td> <td>31.8%</td> </tr> <tr> <td>Neutral</td> <td>12</td> <td>14.1%</td> </tr> <tr> <td>Disagree</td> <td>9</td> <td>9.9%</td> </tr> </tbody> </table>	Response	Count	Percentage	Agree	46	54.1%	Strongly Agree	27	31.8%	Neutral	12	14.1%	Disagree	9	9.9%
Response	Count	Percentage															
Agree	46	54.1%															
Strongly Agree	27	31.8%															
Neutral	12	14.1%															
Disagree	9	9.9%															

<p>5.</p>	<p>Adequate textbooks, references books, e-learning and other academic information prescribed in the syllabus is available.</p>	<p style="text-align: center;">Question No. 5</p> <table border="1"> <thead> <tr> <th>Response</th> <th>Count</th> <th>Percentage</th> </tr> </thead> <tbody> <tr> <td>Agree</td> <td>46</td> <td>54.1%</td> </tr> <tr> <td>Strongly Agree</td> <td>20</td> <td>23.5%</td> </tr> <tr> <td>Neutral</td> <td>13</td> <td>15.3%</td> </tr> <tr> <td>Disagree</td> <td>6</td> <td>7.1%</td> </tr> </tbody> </table>	Response	Count	Percentage	Agree	46	54.1%	Strongly Agree	20	23.5%	Neutral	13	15.3%	Disagree	6	7.1%			
Response	Count	Percentage																		
Agree	46	54.1%																		
Strongly Agree	20	23.5%																		
Neutral	13	15.3%																		
Disagree	6	7.1%																		
<p>6.</p>	<p>The syllabus can be completed within the stipulated time.</p>	<p style="text-align: center;">Question No. 6</p> <table border="1"> <thead> <tr> <th>Response</th> <th>Count</th> <th>Percentage</th> </tr> </thead> <tbody> <tr> <td>Agree</td> <td>34</td> <td>40.0%</td> </tr> <tr> <td>Strongly Agree</td> <td>22</td> <td>25.9%</td> </tr> <tr> <td>Neutral</td> <td>15</td> <td>17.6%</td> </tr> <tr> <td>Disagree</td> <td>13</td> <td>15.3%</td> </tr> <tr> <td>Strongly Disagree</td> <td>1</td> <td>1.2%</td> </tr> </tbody> </table>	Response	Count	Percentage	Agree	34	40.0%	Strongly Agree	22	25.9%	Neutral	15	17.6%	Disagree	13	15.3%	Strongly Disagree	1	1.2%
Response	Count	Percentage																		
Agree	34	40.0%																		
Strongly Agree	22	25.9%																		
Neutral	15	17.6%																		
Disagree	13	15.3%																		
Strongly Disagree	1	1.2%																		
<p>7.</p>	<p>The syllabus is effective in terms of its ability to potentially create job opportunities.</p>	<p style="text-align: center;">Question No. 7</p> <table border="1"> <thead> <tr> <th>Response</th> <th>Count</th> <th>Percentage</th> </tr> </thead> <tbody> <tr> <td>Agree</td> <td>41</td> <td>48.2%</td> </tr> <tr> <td>Neutral</td> <td>22</td> <td>25.9%</td> </tr> <tr> <td>Strongly Agree</td> <td>17</td> <td>20.0%</td> </tr> <tr> <td>Disagree</td> <td>4</td> <td>5.9%</td> </tr> </tbody> </table>	Response	Count	Percentage	Agree	41	48.2%	Neutral	22	25.9%	Strongly Agree	17	20.0%	Disagree	4	5.9%			
Response	Count	Percentage																		
Agree	41	48.2%																		
Neutral	22	25.9%																		
Strongly Agree	17	20.0%																		
Disagree	4	5.9%																		

<p>8.</p>	<p>The syllabus is effective in creating depth of knowledge, awareness and enhanced creativity among the students.</p>	<p style="text-align: center;">Question No. 8</p> <table border="1"> <thead> <tr> <th>Response</th> <th>Count</th> <th>Percentage</th> </tr> </thead> <tbody> <tr> <td>Agree</td> <td>53</td> <td>62.4%</td> </tr> <tr> <td>Strongly Agree</td> <td>23</td> <td>27.1%</td> </tr> <tr> <td>Neutral</td> <td>9</td> <td>10.6%</td> </tr> </tbody> </table>	Response	Count	Percentage	Agree	53	62.4%	Strongly Agree	23	27.1%	Neutral	9	10.6%			
Response	Count	Percentage															
Agree	53	62.4%															
Strongly Agree	23	27.1%															
Neutral	9	10.6%															
<p>9.</p>	<p>The syllabus appropriately upgrades a 12 standard pass student to the entry gate of master degree.</p>	<p style="text-align: center;">Question No. 9</p> <table border="1"> <thead> <tr> <th>Response</th> <th>Count</th> <th>Percentage</th> </tr> </thead> <tbody> <tr> <td>Agree</td> <td>46</td> <td>54.1%</td> </tr> <tr> <td>Strongly Agree</td> <td>23</td> <td>27.1%</td> </tr> <tr> <td>Neutral</td> <td>15</td> <td>17.6%</td> </tr> <tr> <td>Disagree</td> <td>1</td> <td>1.2%</td> </tr> </tbody> </table>	Response	Count	Percentage	Agree	46	54.1%	Strongly Agree	23	27.1%	Neutral	15	17.6%	Disagree	1	1.2%
Response	Count	Percentage															
Agree	46	54.1%															
Strongly Agree	23	27.1%															
Neutral	15	17.6%															
Disagree	1	1.2%															
<p>10.</p>	<p>The syllabus appropriately incorporates experiential learning (i.e., experimental /practical/Field visit/Project etc.).</p>	<p style="text-align: center;">Question No. 10</p> <table border="1"> <thead> <tr> <th>Response</th> <th>Count</th> <th>Percentage</th> </tr> </thead> <tbody> <tr> <td>Agree</td> <td>45</td> <td>52.9%</td> </tr> <tr> <td>Strongly Agree</td> <td>26</td> <td>30.6%</td> </tr> <tr> <td>Neutral</td> <td>12</td> <td>14.1%</td> </tr> <tr> <td>Disagree</td> <td>1</td> <td>2.4%</td> </tr> </tbody> </table>	Response	Count	Percentage	Agree	45	52.9%	Strongly Agree	26	30.6%	Neutral	12	14.1%	Disagree	1	2.4%
Response	Count	Percentage															
Agree	45	52.9%															
Strongly Agree	26	30.6%															
Neutral	12	14.1%															
Disagree	1	2.4%															